


How to Access Wood Badge I for The Canadian Path

Short Version:

Log into myScouts.ca

Go to  under **My Menu**

Then go to  under the main navigation

Then type in “canadian path” under **Keyword:**


Then press 

You will see the course below

Press “Request Package”

Then “Ok”

You will find the modules to begin on the home page under “[Requested Modules](#)”



How to Access Wood Badge I for The Canadian Path

Long Version:

Log into myScouts.ca



The screenshot shows the myScouts.ca website interface. At the top, there is a navigation bar with the following links: [Not a member? Login](#), [Find a Group](#), [Support](#), and [Français](#). The main header features the Scouts Canada logo and the text "MYscouts.ca". Below the header is a navigation menu with tabs for [ABOUT](#), [CAMP LOCATOR](#), [TECHNICAL UPDATES](#), [TRAINING](#), and [SUPPORT](#). The central content area is titled "Find a Scouts Group Near You!" and includes a map of the Orléans area with numbered pins (1-10) indicating group locations. A red button below the map says "Click here to go to our group locator ►". In the bottom left, there is a login section titled "Login to myscouts.ca!" with a red box around the input fields. A large red arrow points to this login section from the left. To the right of the login form is a text box with the following content: "Online registrations will significantly reduce the workload of Scouters across the country. By registering youth online, parents can quickly and easily register their children for great, safe Scouting adventures, without the hassle of chasing down paperwork. Click this link online registration questions and answers." At the bottom center, there is a link that says "Find or Create your Account".

https://www.myscouts.ca

Not a member? [Login](#) | [Find a Group](#) | [Support](#) | [Français](#)

MYscouts.ca

[ABOUT](#) [CAMP LOCATOR](#) [TECHNICAL UPDATES](#) [TRAINING](#) [SUPPORT](#)

Find a Scouts Group Near You!

Click here to go to our group locator ►

Login to myscouts.ca!

Your Email Address: *

Your Password: *

Online registrations will significantly reduce the workload of Scouters across the country. By registering youth online, parents can quickly and easily register their children for great, safe Scouting adventures, without the hassle of chasing down paperwork.

Click this link [online registration questions and answers](#).

Find or Create your Account

Go to "David Huestis Learning Centre"

bscott@scouts.ca | My Profile | Find a Group | Support | Logout | Français

MYscouts.ca

SCOUTS CANADA

ABOUT | CAMP LOCATOR | TECHNICAL UPDATES | TRAINING | SUPPORT

Brandon Scott

My Menu

- Member Options
 - Register Member
 - Contact Info
 - Emergency Info
 - Medical Info
 - Directory, Photo & Fundraising Options
 - Parent/Guardian
 - Update Password and Language
 - Printable Membership Card
 - Reprint Receipt
- Reports
 - DAVID HUESTIS Learning Centre**

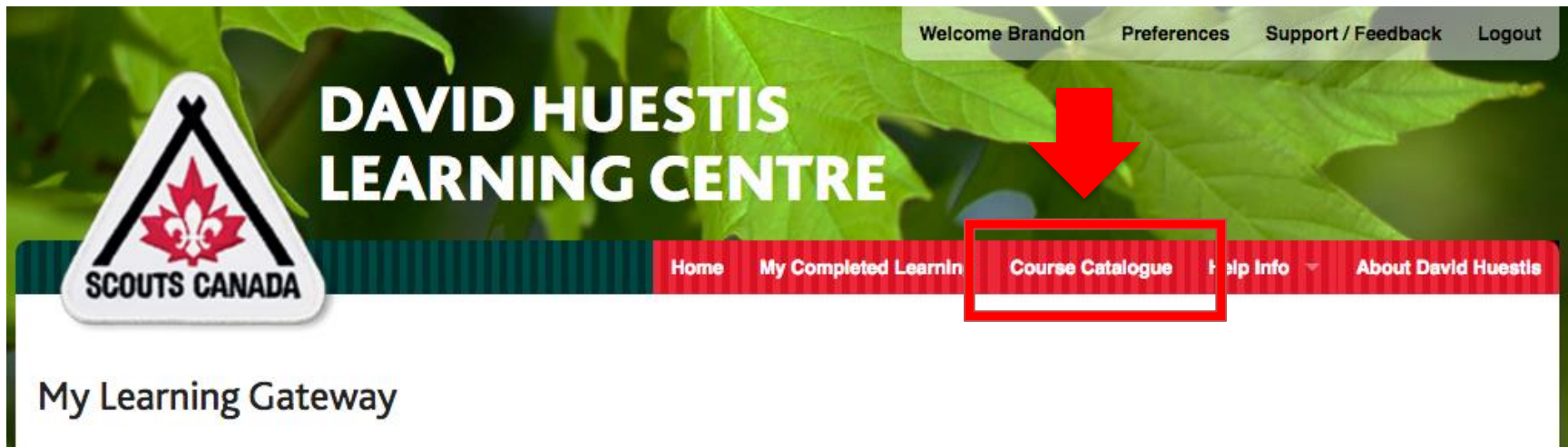
My Roles

- My Family
- My Recognition
- My Training
- My Registration History

Volunteer					
Organization	Role	Primary Org	Status	Role Dates	Requires
Tri-Shores Council	Service Scouter	<input type="checkbox"/>	Active	09/01/2016 - Ongoing	
National Property Committee	Committee Member	<input type="checkbox"/>	Active	09/01/2016 - Ongoing	
1st Dorchester Rappel Team	Trainer	<input type="checkbox"/>	Active	09/01/2016 - Ongoing	
1st Dorchester Camp Staff	Service Scouter	<input type="checkbox"/>	Active	09/01/2016 - Ongoing	

Participant

Go to "Course Catalogue"



Then fill in "Keyword:" with the words "canadian path"


Course Catalogue

A screenshot of the Course Catalogue search form. The "Keyword:" field is highlighted with a red box and contains the text "canadian path". A red arrow points from the top of the page down to this field. Below the search form are two buttons: "Search" and "Reset Search".

Subject: Topic:

Keyword: Search All Keywords

ID: Items: Delivery Method: Provider: Language:

 Then click "Search"


Click "Request Package"

Records 1 to 10 of 29 Back to Top ↑

← Prev **1** 2 3 Next →

Course Title	Details	Options	Type
Request Package Wood Badge I for The Canadian Path			

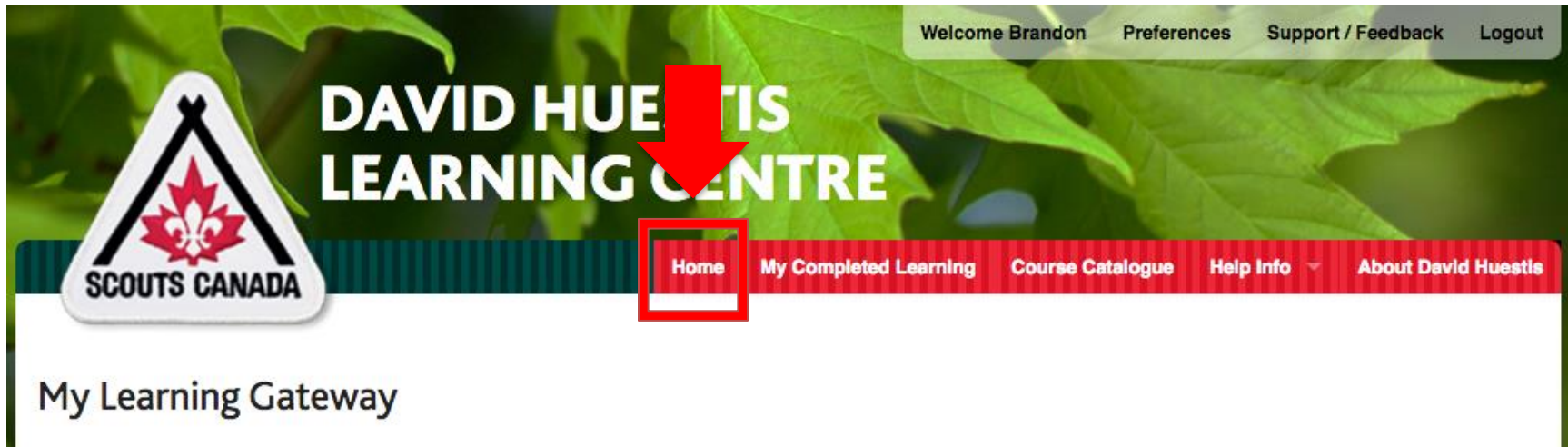
Confirm enrolment in the course by clicking "OK"



learning.scouts.ca says:
You are requesting all the learning objects in this package. Continue requesting package?

Cancel **OK**

Go back to the "Home" page



Then scroll down the page and click on "Requested Modules"

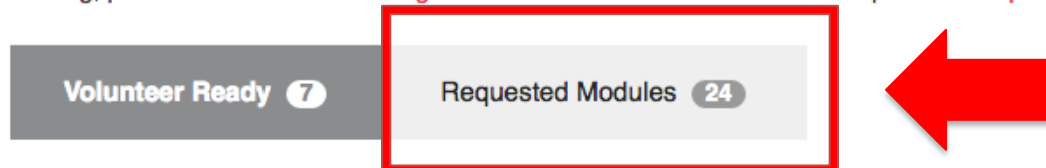
My Learning Gateway

Welcome to the David Huestis Learning Centre.

To begin your learning journey as a Scouter, launch **My Learning Path** under the Volunteer Ready Tab below. Scouts Canada online training can also be found in the Course Catalogue. You can check to see that training has been completed on the My Completed Learning tab above.

Parents attending an overnight activity For quick access to Safe Scouting for Parents training, [click here](#).




The recommended browser for the David Huestis Learning Centre is [Google Chrome](#). If you experience any technical issues while completing your training, please refer to the [eLearning FAQ](#) or contact the Scouts Canada Help Centre helpcentre@scouts.ca for assistance.



You will then see the Wood Badge I – Canadian Path courses to launch

Volunteer Ready **7** Requested Modules **24**

Remove Checked Opportunities Check All Uncheck All

ID	Learning Opportunity	Target Date ↓	Actions
6417	Canadian Path Fundamentals Wood Badge I for The Canadian Path Self Paced		Launch  <input type="checkbox"/> Booked
6467	Wood Badge I: Learning Path for Rover Scout Volunteers Self Paced		Launch  <input type="checkbox"/> Booked
6506	How to Plan for Youth-led		Launch  <input type="checkbox"/>

Happy Learning!